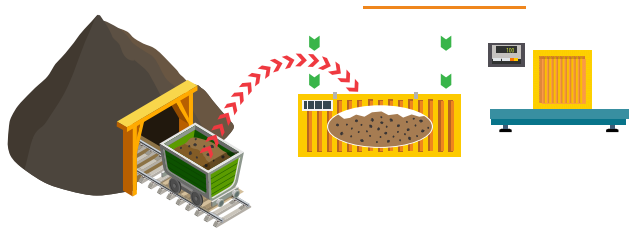


UREA LOGISTIC, STORAGE AND SHIP LOADING FLOW CHART




1

The urea is loaded into the patented ISG containers at the processing plant and the containers are sealed. Each container holds around 30 tons of urea.



2

The containers are fitted with RFID tags so they can be tracked on their way to the ocean or river port.



4

From the database a report can be generated using the RFID information so you can manage the amount of product being shipped.



3

The containers are transported via road or rail and then stored at the port.

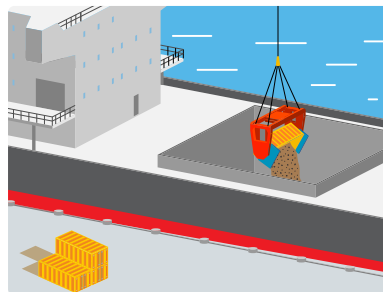



6

When the ship arrives the product is tipped into the bulk ships hold using a tippler. Some customers have a bagging facility at river ports. They use this system to move the bulk product to the river bagging plant.

7

The bulk ship departs with your product on board. The containers are returned to the processing plant, for the cycle to start over again.



5

At the port the containers are block stacked awaiting the bulk ship to arrive.

Phone +61 40 0035 548

Email gpinder@isgpts.com

Sealed from the processing plant to the ships hold
At ISG we always seek to provide sustainable and efficient solution for our customers

www.pittoship.com

Case Study Number 01: Urea transport in Bolivia



"The environment matters"

